



Atlantic General Hospital **Community Health Needs Assessment - FY2013**

Table of Contents

- I. Background & Purpose**
- II. Mission Statement**
- III. Overview of Atlantic General Hospital**
 - a. AGH Patient Utilization by the Numbers
 - b. Primary Patient Diagnosis Data
- IV. Description of Community**
 - a. Key Demographic and Socioeconomic Characteristics
 - b. Community Healthcare Resources
 - c. Health Factors and Status Indicators
- V. Approach and Resources**
 - a. Who was involved in Assessment?
 - b. AGH Community Needs Survey
 - c. Maryland State Health Improvement Process (SHIP) Plan
 - d. 2012 County Health Outcomes & Roadmaps
 - e. Tri-County Health Improvement Plan (T-CHIP)
- VI. AGH Community Health Needs Assessment Results**
 - a. Demographics
 - b. Top Health Concerns
 - c. Top Barriers to Healthcare
- VII. Community Benefit Priorities**
- VIII. Implementation Plan**
- IX. Data Gaps**
- X. References**
- XI. Attachments**



Background & Purpose

Atlantic General Hospital is a 62 bed, private, not-for-profit, hospital located in Berlin, Maryland. Atlantic General Hospital has undertaken a community health needs assessment as required by the passage of the “Patient Protection and Affordable Care Act of 2010”. In late 2009 (2010 tax year), AGH participated with the Worcester County Health Department, Wicomico County Health Department, Somerset County Health Department, Peninsula Regional Medical Center, and the McCready Foundation to sponsor a regional Community Health Assessment, performed by Professional Research Consultants, Inc. This report is a continuation of periodic regional assessments performed by this group to monitor health trends throughout the region. The final draft of this Health Assessment can be found at <http://www.atlanticgeneral.org/documents/CNA-fy13-final-with-may-15-update-111915.pdf>

In 2012, AGH in coordination with local health departments, neighboring hospitals and community stakeholders, conducted a community needs assessment. The needs assessment is a primary tool used by the Hospital to determine its community benefit plan, which outlines how the Hospital will give back to the community in the form of health care and other community services to address unmet community health needs. This assessment incorporates components of primary data collection and secondary data analysis that focus on the health and social needs of our service area.



Atlantic General Hospital's Mission Statement



VISION

To be the leader in caring for people and advancing health for the residents of and visitors to our community.

MISSION

To create a coordinated care delivery system that will provide access to quality care, personalized service and education to improve individual and community health.

VALUES

(Keeping "PATIENTS" at the Center of our Values)

- P** Patient safety first
- A** Accountability for financial resources
- T** Trust, respect & kindness
- I** Integrity, honesty & dignity
- E** Education – continued learning & improvement
- N** Needs of our community – Participation & community commitment
- T** Teamwork, partnership & communication
- S** Service & personalized attention

These values are honored in all we do for our patients, visitors, medical staff, associates, partners and volunteers.

ETHICAL COMMITMENT

To conduct ourselves in an ethical manner that emphasizes community service and justifies the public trust.

QUALITY STATEMENT



Overview of Atlantic General Hospital

Founded in 1993, AGH is a 62-bed state-of-the-art, full service, acute care, inpatient and outpatient facility located in the city of Berlin, Worcester County, Maryland. AGH provides 24-hour emergency services, inpatient and outpatient diagnostic and surgical services, and intensive care services. It has received full Joint Commission accreditation since 1997, is a member of the American Hospital Association and the Maryland Hospital Association, and is consistently recognized as one of the most efficient hospitals in the State of Maryland.

AGH employs 770 year-round full- and part-time associates with an annual payroll exceeding \$33 million and benefits exceeding \$6.5 million, making AGH the second largest employer in Worcester County. This has allowed us to infuse over \$64 million back into the local business economy. The scope of our programs and the experience and qualifications of our medical staff, totaling 194 providers, is unmatched by other rural community hospitals in Maryland.

The Centers of Excellence at AGH include the Atlantic Endoscopy Center, Center for Joint Surgery, Emergency Services, Eunice Q. Sorin Women's Diagnostic Center, Eye Surgery Center, Outpatient Infusion Center, Sleep Disorders Diagnostic Center, Stroke Center, and Wound Care Center. Other services include Bariatric Services, Behavioral Health Services in conjunction with the Worcester County Health Department, Diabetes Outpatient Education Program, Full Service Imaging, and Occupational Health Services.

Community Utilization at Atlantic General Hospital

AGH INPATIENT ADMISSIONS	
FY2010	3,964
FY2011	4,011
FY2012*	3,054

AGH ED VISITS	
FY2010	34,744
FY2011	36,981
FY2012	37,200

*Observation visits began, decreasing overall admissions.

ATLANTIC HEALTH CENTER VISITS	
FY2010	14,013
FY2011	12,032
FY2012	11,658

ATLANTIC GENERAL HEALTH SYSTEM VISITS	
FY2010	50,126
FY2011	50,429
FY2012	50,036



ATLANTIC IMMEDICARE VISITS	
FY2010	3,244
FY2011	6,874
FY2012	7,053

Top Patient Diagnosis Data

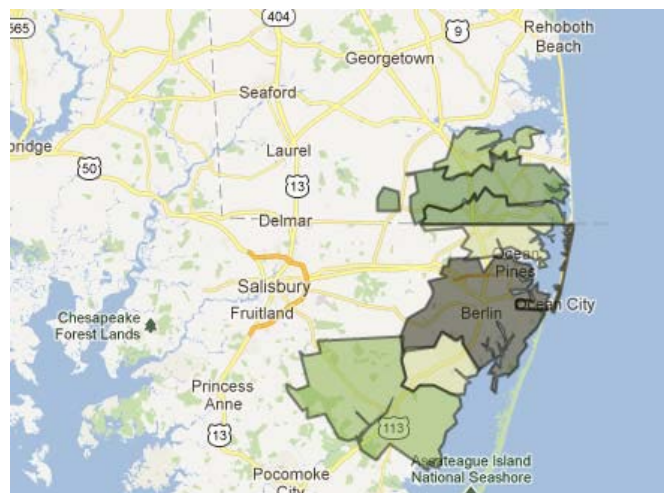
Top Primary Diagnosis for Emergency Visits Calendar Year 2011
URIN TRACT INFECTION
CHEST PAIN
OTITIS MEDIA
ACUTE BRONCHITIS
CONTUSION FACE/SCALP/NECK
SPRAIN OF ANKLE
ACUTE PHARYNGITIS
ACUTE URI
SPRAIN OF NECK
OPEN WOUND OF FINGER
LUMBAGO
SPRAIN OF KNEE & LEG
FOLLOW-UP EXAM NEC
DIZZINESS AND GIDDINESS
HEADACHE
VIRAL INFECTIONS
SYNCOPE AND COLLAPSE
SPRAIN LUMBOSACRAL
PNEUMONIA

Top Primary Admission Diagnosis Calendar Year 2011
PNEUMONIA
CONGESTIVE HEART FAILURE
SEPTICEMIA
ACUTE KIDNEY FAILURE
RESPIRATORY FAILURE
CER ARTERY OCCLUSION W CER INF
OBSTRUCT CHRON BRONCHITIS
OSTEOARTHRISIS LOCAL LOWER LEG
DIVERTICULITIS COLON
CELLULITIS/ABSCESS LEG EX FOOT
ACUTE PANCREATITIS
URINARY TRACT INFECTION
ATRIAL FIBRILLATION
OTHER CHEST PAIN
CALCULUS GALLBLADDER W ACUTE CYST
OSTEOARTHRIS LOCAL PELVIS/THIGH
OTH PULMONARY EMBOLISM/INFARCTION
TRANSIENT CEREBRAL ISCHEMIA
INTERTROCHANTERIC FRACTURE CLOSED

Description of Community

Atlantic General Hospital's primary service area is defined as those zip codes where the majority of patient admissions, emergency or outpatient visits are residents.

Primary Market			
Zip Code	City	County	State
19939	Dagsboro	Sussex County	DE
19945	Frankford	Sussex County	DE
19975	Selbyville	Sussex County	DE
21811	Berlin	Worcester County	MD
21813	Bishopville	Worcester County	MD
21841	Newark	Worcester County	MD
21842	Ocean City	Worcester County	MD
21843	Ocean City	Worcester County	MD
21862	Showell	Worcester County	MD
21872	Whaleyville	Worcester County	MD
21874	Willards	Worcester County	MD





Key Demographic and Socioeconomic Characteristics

The 2012 Community Health Assessment was developed by the Worcester County Health Department and utilized for demographic and socioeconomic characteristics (page 8-10). It can be found as Attachment A and or at:

<http://worcesterhealth.info/files/2012%20Community%20Health%20Assessment.pdf>

In comparison, with the three lower Sussex County zip codes of Dagsboro, Frankford and Selbyville, the demographic community profile is similar with a larger proportion of Hispanic or Latino.

Table 1. Key Demographic and Socioeconomic Characteristics

	Dagsboro 19939	Frankford 19945	Selbyville Town 19975	Selbyville- Frankford CCD	Sussex County	Delaware	Maryland	Worcester County	US
Population	805	847	2,167	30,510	197,145	897,934	5,773,552	51,454	
Median Age (years)	41.1	33.6	39.3	53.1	45.4	38.8	38	48.1	37.2
Under 5 years (percent of population)	7.20	7.56	7.06	2.2	3	6.3	67	4.5	6.9
65 years and over (percent of population)	15.03	12.28	17.49	13.5	9.6	14.4	12.2	23.2	12.9
Non-Hispanic White(percent of population)	85.59	46.87	74.34	84.4	78.96	68.9	54.7	80.3	63.7
Non- Hispanic Black (percent of population)	6.58	28.1	11.03	6.1	12.7	21.4	29.4	13.6	12.6
Hispanic or Latino origin (percent of population)	8.7	34.12	24.13	7.2	8.6	8.2	8.2	3.2	16.3
Median household income, 2009	\$ 56,848	\$ 45,268	\$ 44,630	\$ 54,189	\$ 51,046	\$ 57,599	\$ 69,196	\$ 47,829	\$ 50,221
Persons below poverty level (percent), 2009	2.8	9.3	10.6	10.4	11.7	11	9.2	12	14.3

Source: U.S. Census Bureau, 2006-2010 American Community Survey

Community Healthcare Resources

A comprehensive listing of healthcare access, utilization and medical care resources in Worcester County can be found in The 2012 Community Health Assessment developed by Worcester County Health Department for Worcester County Attachment A (page 11-12). Besides the Hospital, the major resources include:



Atlantic General Health System - Atlantic General Hospital/Health System is comprised of buildings on the hospital campus as well as off-site medical offices. Included on the campus, in addition to the hospital, are the Atlantic Health Center (AHC), and the James G. Barrett Medical Office Building. The offsite medical offices are located in Maryland (Berlin, Ocean City, Ocean Pines, Pocomoke City, and Snow Hill) and Delaware (Ocean View, Fenwick Island, Selbyville). Atlantic ImmediCare, our three walk-in care affiliate locations, provide extended evening and weekend care in Ocean Pines and Ocean City, Maryland, and in Selbyville, Delaware. These facilities, as a whole, allow AGH to provide the community-based, tiered access for primary care, walk-in care and emergency care.

Worcester County Health Department - The Worcester County Health Department meets its mission to promote health, wellbeing and a safe environment by assessing community needs, developing appropriate policies to promote health and well-being, and providing, or assuring provision, of needed quality health services for the residents of Worcester County, Maryland. The WCHD provides a comprehensive accredited addictions program through the Worcester Addictions Cooperative Service Center and other health department locations, case management services, environmental health services, a Joint Commission accredited behavioral health program that provides services in conjunction with Atlantic General Hospital, and a variety of community health services including immunizations, family planning assistance, HIV, STD and TB monitoring. Their Prevention Program promotes healthy practices by providing educational programs including smoking cessation, nutrition counseling, the Just Walk program, blood pressure screening, cancer screenings, lunchtime fitness programs, diabetes support groups, and child safety seat education. Their Lifestyle Balance Class includes free exercise and instruction led by a certified exercise physiologist, certified nutritionist and a health educator to help individuals lose weight and decrease their risk of developing type 2 diabetes, heart disease and stroke. Services, if not free, are provided to individuals on a sliding scale according to ability to pay. More information can be found at www.worcesterhealth.org.

Worcester Youth and Family Services - Worcester Youth and Family Services, Inc. (WYFCS) is a non-profit organization serving the community since 1975 located in Berlin, Maryland. The agency provides several crucial programs, including mental health counseling and family and marital counseling. WYFCS also administrates the local CASA (Court Appointed Special Advocate) services for Worcester County youth who are removed from their homes as the result of neglect, abuse or unsafe living conditions. More information can be found at www.gowoyo.org.

Coastal Hospice - Founded in 1980, Coastal Hospice is a private non-profit community program that provides traditional hospice services, bereavement support, education and training to residents in Wicomico, Worcester, Dorchester, and Somerset Counties on Maryland's Lower Eastern Shore. They also provide palliative care to make patients more comfortable during recovery from serious illness. About 100 people are employed by Coastal Hospice and over 300 individuals volunteer. Their care team includes nurses and clinical support staff, hospice physicians, counselors, chaplains, physical and occupational therapists, music therapists and trained volunteers to develop and carry out a care plan that best meets each individual's emotional and physical needs. More information can be found at www.coastalhospice.org.



In comparison the Selbyville – Frankford medical care resources are in Table 2.

Table 2 Community Health Resources Selbyville - Frankford

TYPE	RESOURCES	
HOSPITALS	Atlantic General Hospital Address: 9733 Healthway Drive, Berlin, MD 21811 Hospital Type: Acute Care Hospitals Beds: 62 Miles: 10 www.atlanticgeneral.org	Beebe Medical Center Address: 424 Savannah Rd, Lewes, DE 19958 Hospital Type: Acute Care Hospitals Beds: 210 Miles: 27 www.beebemed.org
	Peninsula Regional Medical Center Address: 100 E Carroll Ave, Salisbury, MD 21801 Hospital Type: Acute Care Hospitals Beds: 363 Miles: 24 www.peninsula.org	
	Generations Home Care, Inc. Address: 205 E. Market Street, Georgetown, DE 19947 Certified Date: 11/1/1982	Peninsula Home Care, Llc Address: 1001 Mount Hermon Street, Suite 200, Salisbury, MD 21801 Certified Date: 12/19/1983
	Professional Home Health Care Agency Inc Address: 401 North Bedford Street, Georgetown, DE 19947 Certified Date: 5/2/2003	Home Health Corp Of America Address: 100a Bateman Street, Salisbury, MD 21804 Certified Date: 7/1/1984
Home Health	Beebe Hospital Home Health Address: 20232 Ennis Road, Georgetown, DE 19947 Ownership: Voluntary Non Profit - Other	
	Atlantic Shores Rehabilitation & Health Center 231 South Washington St. Millsboro, DE 19966-1236 State Licensed Beds: 181 Medicare & Medicaid Certified	Cadbury At Lewes Address: 17028 Cadbury Circle, Lewes, DE 19958 State Licensed Beds: 40 Medicare & Medicaid Certified
	Cadia Rehabilitation Renaissance Address: 26002 John J Williams Highway, Millsboro, DE 19966 State Licensed Beds: 130 Medicare and Medicaid Certified	DE Veterans Home 100 DE Veterans Blvd. Milford, DE 19963-5395 State Licensed Beds: 130 Medicare & Medicaid Certified
	Berlin Nursing And Rehabilitation Center Address: 9715 Healthway Drive, Po Box 799, Berlin, MD 21811 State Licensed Beds:192 Medicare & Medicaid Certified	Harrison Senior Living of Georgetown 110 W. North Street Georgetown, DE 19947-2137 State Licensed Beds: 139
Nursing Homes	Harbor Healthcare & Rehab Ctr Address: 301 Ocean View Blvd, Lewes, DE 19958 State Licensed Beds: 179 Medicare & Medicaid Certified	
	PRIMARY CARE	3.0 FTE in Selbyville 2.0 FTE in Dagsboro
PEDIATRICIANS	No services located in townships; Patients travel to Berlin, MD La Red Health Center, or Hospital Affiliated practices.	
DENTISTS	One full time dentist in Selbyville Patients travel out of the area to private offices or La Red Health Center	
OB-GYN	One practicing mid-level in Selbyville for GYN only. For obstetrics patient go to La Red Health Center, Three Lower Counties (TLC) or Hospital Affiliated practices.	
MENTAL HEALTH	No services located in townships; Patients travel to Atlantic Health Center or La red Health Center.	



In the Selbyville-Frankford community the **Delaware Division of Public Health** oversees the public health initiatives for Sussex County, Delaware. In addition to state-wide initiatives for dental care, newborn screening and care education programs, preventive health screenings, and early childhood development services for at risk populations meeting income requirements, the DPH also offers free pregnancy testing and family planning services, HIV counseling and testing, and WIC through its Edward W. Pyle State Service Center located in Frankford. More information can be found at www.dhss.delaware.gov/dhss/dph.

Health Factors and Status Indicators

Worcester County Health status indicators found in The 2012 Community Health Assessment documented by Worcester County Health Department are summaries from the State Health Improvement Process (SHIP) and Healthy People 2020, (Attachment A (page 5-7)). The State Health Improvement Process (SHIP) for Maryland can be found at www.dhmh.maryland.gov/ship and Worcester County SHIP rankings in Attachment B.

Worcester County Health rankings are below:



	Worcester County	Error Margin	National Benchmark*	Maryland
Health Outcomes				
Mortality				
Premature death	8,876	7,883-9,870	5,466	7,428
Morbidity				
Poor or fair health	13%	9-18%	10%	13%
Poor physical health days	3.1	2.4-3.8	2.6	3.1
Poor mental health days	3.3	2.6-4.0	2.3	3.3
Low birth weight	7.5%	6.6-8.4%	6.0%	9.2%
Health Factors				
Health Behaviors				
Adult smoking	19%	16-22%	14%	17%
Adult obesity	31%	27-34%	25%	28%
Physical inactivity	25%	22-29%	21%	24%
Excessive drinking	17%	14-21%	8%	15%
Motor vehicle crash death rate	17	13-22	12	12
Sexually transmitted infections	335		84	422
Teen birth rate	35	31-39	22	33
Clinical Care				
Uninsured	16%	14-18%	11%	13%
Primary care physicians**	1,639:1		631:1	824:1
Preventable hospital stays	55	51-60	49	66



	Worcester County	Error Margin	National Benchmark*	Maryland	
Diabetic screening	85%	79-90%	89%	81%	
Mammography screening	74%	69-80%	74%	68%	
Social & Economic Factors					
High school graduation	90%			82%	
Some college	62%	56-68%	68%	66%	
Unemployment	12.1%		5.4%	7.5%	
Children in poverty	20%	14-27%	13%	13%	
Physical Environment					
Access to recreational facilities	16		16	12	
Limited access to healthy foods	0%		0%	4%	
Fast food restaurants	35%		25%	59%	

* 90th percentile, i.e., only 10% are better

** This data was updated on Nov. 1, 2012. Please see <http://www.countyhealthrankings.org/node/8939> for more information.

Note: Blank values reflect unreliable or missing data

Sussex County, Delaware Health rankings show:



	Sussex County	Error Margin	National Benchmark*	Delaware	
Health Outcomes					
Mortality					
Premature death	8,446	7,958-8,933	5,466	7,697	
Morbidity					
Poor or fair health	14%	13-15%	10%	13%	
Poor physical health days	3.4	3.2-3.6	2.6	3.4	
Poor mental health days	3.3	3.1-3.6	2.3	3.4	
Low birth weight	7.8%	7.4-8.3%	6.0%	9.3%	
Health Factors					
Health Behaviors					
Adult smoking	22%	21-23%	14%	20%	
Adult obesity	29%	28-31%	25%	29%	
Physical inactivity	26%	25-28%	21%	24%	
Excessive drinking	17%	16-18%	8%	19%	



	Sussex County	Error Margin	National Benchmark*	Delaware	
Motor vehicle crash death rate	23	21-26	12	15	
Sexually transmitted infections	522		84	540	
Teen birth rate	65	62-67	22	43	
Clinical Care					
Uninsured	16%	14-17%	11%	12%	
Primary care physicians**	1,594:1		631:1	1,245:1	
Preventable hospital stays	52	49-54	49	57	
Diabetic screening	87%	84-89%	89%	83%	
Mammography screening	73%	70-76%	74%	71%	
Social & Economic Factors					
High school graduation	85%			82%	
Some college	48%	46-50%	68%	60%	
Unemployment	8.3%		5.4%	8.5%	
Children in poverty	24%	19-29%	13%	18%	
Physical Environment					
Access to recreational facilities	16		16	14	
Limited access to healthy foods	0%		0%	7%	
Fast food restaurants	36%		25%	46%	

* 90th percentile, i.e., only 10% are better

** This data was updated on Nov. 1, 2012. Please see <http://www.countyhealthrankings.org/node/8939> for more information.

Note: Blank values reflect unreliable or missing data

Approach and Resources

In 2012 AGH partnered with surrounding hospitals and health departments to bring to together a multitude of information, for a full-scale needs assessment. The following resources were utilized to complete the assessment:

- Community meetings with persons representing the broad interests of the community
- AGH Community Needs Survey
- Maryland State Health Improvement Process (SHIP) www.dhmh.maryland.gov/ship
- Tri-County Health Improvement Plan (T-CHIP)
- Worcester County Community Health Improvement Plan (CHIP)
<http://worcesterhealth.info/files/2012%20Community%20Health%20Assessment.pdf>
- 2012 County Health Outcomes & Roadmaps
- 2011 PSA Market Analysis provided by Stroudwater Associates
- Delaware Behavioral Risk Factor Surveillance System
<http://www.dhss.delaware.gov/dhss/dph/dpc/files/de10countydata.pdf>
- Delaware Cancer Incidence & Mortality Report 2003-2007
http://www.dhss.delaware.gov/dhss/dph/dpc/files/de_imreport_final_2-22-2012.pdf
- Charts of Selected Black vs. White Chronic Disease SHIP Metrics: Tri-county Health Planning Initiative
- National Partnership for Action to End Health Disparities - TOOLKIT FOR COMMUNITY ACTION



A comprehensive list is found under references.

Who was involved in Assessment?

Representatives from AGH participate on a number of community boards and attend a variety of community meetings, councils, and events to discuss and provide education on the health related needs and priorities of our common communities as well as discuss opportunities for collaboration. Likewise, diverse community members serve internally on hospital committees providing a forum to communicate the community health needs to Senior Leaders in the organization. A master list is located in Attachment C.

AGH Community Needs Survey (attachment D)

The survey was designed to obtain feedback from the community about health related concerns. It was administered via paper at FLU clinics, local community health fairs, churches, our gift shop and thrift shop, and other venues. Via the Internet an electronic form of the survey was administered through a link that was prominently placed on AGH websites and other advertised community forums.

Maryland State Health Improvement Process (SHIP) Plan

Maryland's State Health Improvement Plan (SHIP) provides a framework for continual progress toward a healthier Maryland. The SHIP includes 39 measures in six focus areas that represent what it means for Maryland to be healthy. Each measure has a data source and a target, and where possible, can be assessed at the county level. Detailed information is provided for each objective organized by Vision Areas, (healthy babies, healthy social environments, safe physical environments, infectious disease, chronic disease, healthcare access)

2012 County Health Outcomes & Roadmaps

County Health Rankings measure and compare the health of counties/cities within a State. Four types of health factors are measured and compared: health behaviors, clinical care, social and economic, and physical environment factors. Health outcomes are used to rank the overall health of each county and city.

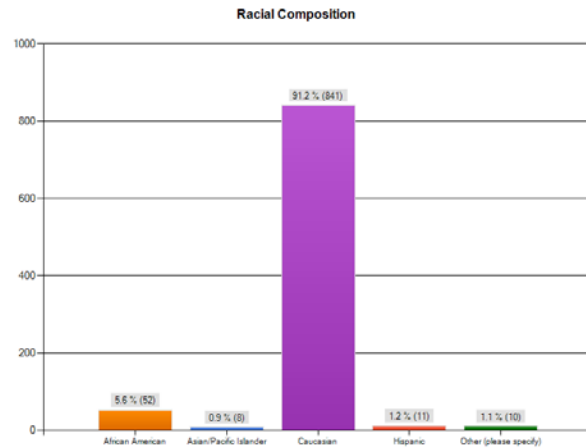
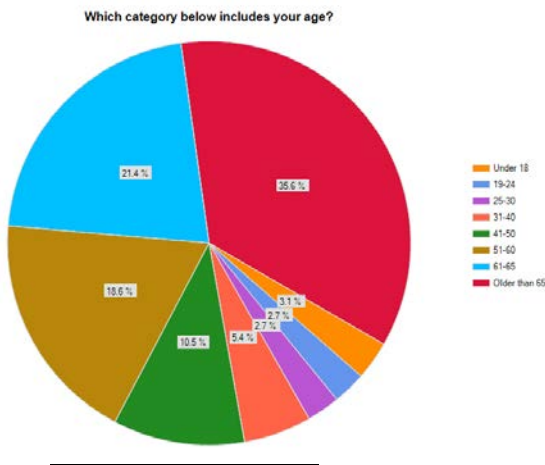
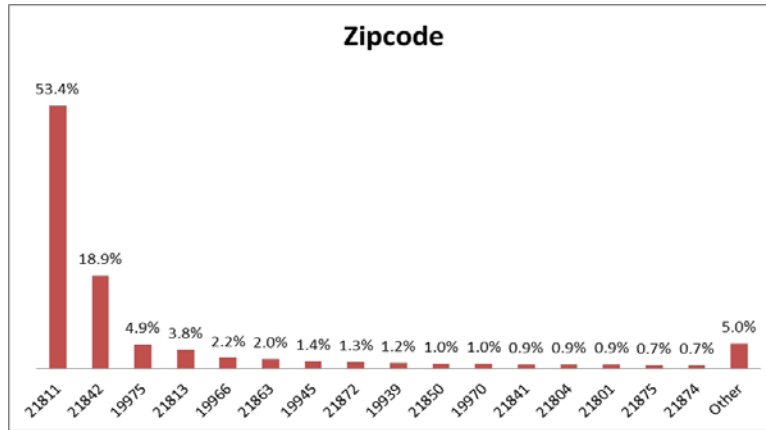
Tri-County Health Improvement Plan (T-CHIP)

The Tri-County Health Improvement Plan (T-CHIP) uses the State Health Improvement Plan (SHIP) and individual county community health assessments and health improvement plans to identify priorities to improve the health of residents of Somerset, Wicomico and Worcester counties by increasing accessibility, continuity and availability of quality of health services; optimizing cost-effectiveness of providing health services and preventing unnecessary duplication of health resources. In 2012 those priorities identified are reducing diabetes complications and reducing the proportion of children and adolescents who are considered obese.



AGH Community Health Needs Assessment Results

Respondents Demographics



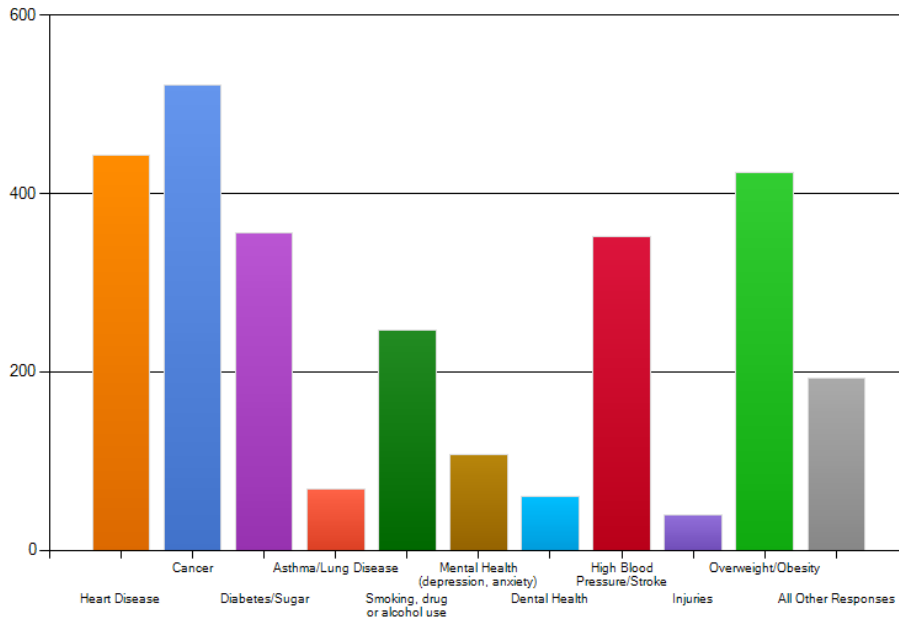
Top Health Concerns

The five top health concerns among survey respondents were identified as:

- Cancer, Heart Disease, Overweight/Obesity, Diabetes/Sugar, High Blood Pressure



What do you believe to be the biggest health problems in your community? (Please check all that you think apply)

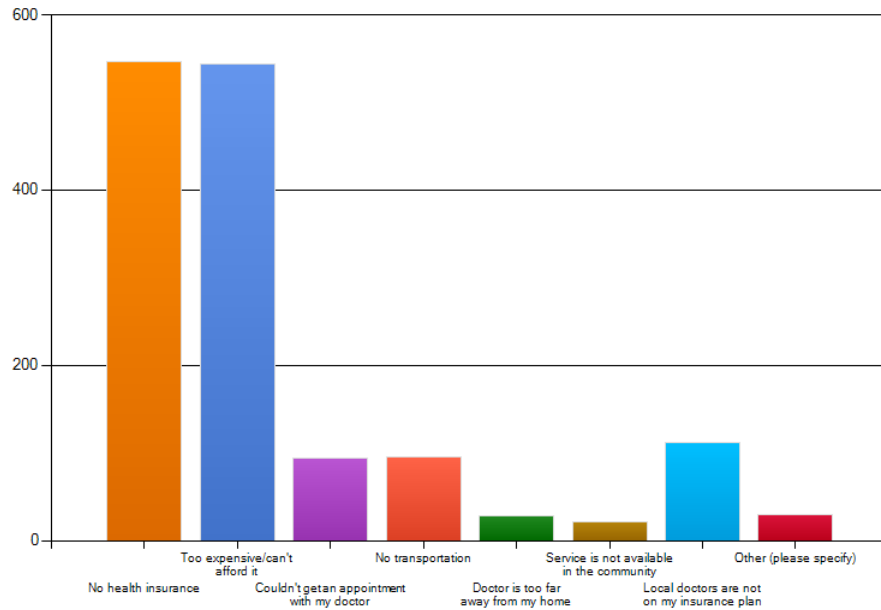


Top Barriers to Healthcare:

- No Health Insurance
- Too expensive/can't afford it
- Local Doctors are not on my insurance plan
- No Transportation
- Couldn't get an appointment with my doctor



What do you think are the problems that keep you or other community members from getting the health care they need? (Please check all that you think apply)



Community Benefit Priorities

Key findings from all resources were used as a framework to develop community benefit priorities. These are closely aligned with local, state, and national priority areas. The process for determining the priorities of the Community Outreach programs involves many people inside and outside the organization. The hospital's strategic initiatives are determined by the Hospital Board, the Medical Staff and the Leadership of the hospital. Each year those long term initiatives are evaluated and updated with environmental information, such as the most recent Community Needs Assessment. In addition to input from those groups we there are two committees that have a part in setting our priorities; they are the Community Benefit Committee and the Healthy Happenings Advisory Board.

The Healthy Happenings Board is made up of hospital and community members who have a health connection in the community. Through this board we are able to keep our pulse on the needs of the community.

Each department in the hospital has an appointee who sits on the Community Benefit Committee. The purpose of this committee is to oversee the Community Outreach of the hospital and comply with the government regulations regarding reporting Community Benefits. Because the committee is made of all departments the views are varied.

Our hospital leaders are involved on many community boards and community entities (both for profit and not-for-profit). Through these boards we are able to keep abreast of the needs in the community. We are involved in the health departments throughout our service area in MD and DE and coordinate services with them to decrease



duplication of services and know what services are needed to fill the gaps. Obviously working with the target areas of the state improvement initiatives influences the priorities we set.

Our Community Education providers are out in the community and are able to observe community needs. Now, with our newly formed Patient Centered Medical Home, we are able to have another resource in the community that we can use for assisting us in setting priorities.

FY13 Community Benefit Priorities

- 1- To combat Obesity in the community to all ages
- 2- Provide greater Access to Care
 - a. To provide free screenings throughout the service area (DE, Upper and Lower Worcester County).
 - b. To assist in workplace development of healthcare careers addressing the shortage of providers in our service area.
 - c. Target the underserved for of the need for mammograms and colon screenings.
- 3- Provide education and awareness of Mental Health services in the service area.
- 4- Reduce Preventable Hospitalizations utilizing the Patient Centered Medical Home Model for chronic diseases management and prevention such as COPD, CHF and Diabetes.

[Click here](#) to view the Implementation Plans & Community Benefit Priorities for FY14.

[Click here](#) to view the Implementation Plan and Progress Measurements for FY15.

Priorities Needs Not Addressed

While transportation, public or private, remains a barrier in the rural community, there are other community organizations better aligned to address this priority.

Data Gaps Identified

Where available the most current data was used to determine the health needs of the community. Although the data was extensive, especially in Maryland, data gaps exist. Due to the large geographic area Sussex County, Delaware encompasses, specific zip code level data was not available for several indicators.

References:

Maryland State Health Improvement Process (SHIP) www.dhmh.maryland.gov/ship

Tri-County Health Improvement Plan (T-CHIP) <http://www.worcesterhealth.org/community-health-improvement-planning-chip/tri-county-health-improvement-planning-t-chip>



Worcester County 2012 Community Health Assessment

<http://worcesterhealth.info/files/2012%20Community%20Health%20Assessment.pdf>

Worcester County Community Health Improvement Plan (CHIP)

<http://worcesterhealth.info/files/Final%20CHIP%202012.pdf>

2011 AGH Women's Health Needs Survey

2012 County Health Outcomes & Roadmaps <http://www.countyhealthrankings.org>

2011 Market Assessment provided by Stroudwater Associates for Atlantic General Hospital

Delaware Behavioral Risk Factor Surveillance System

<http://www.dhss.delaware.gov/dhss/dph/dpc/files/de10countydata.pdf>

Delaware Cancer Incidence & Mortality Report 2003-2007

http://www.dhss.delaware.gov/dhss/dph/dpc/files/de_imreport_final_2-22-2012.pdf

Charts of Selected Black vs White Chronic Disease SHIP Metrics: Tri-county Health Planning Initiative

<http://dhmh.maryland.gov/mhhd/Documents/Tri%20County%20SHIP%20Disparities%20Data%20Charts%20033012.pdf>

National Partnership for Action to End Health Disparities - TOOLKIT FOR COMMUNITY ACTION

http://minorityhealth.hhs.gov/npa/files/Plans/Toolkit/NPA_Toolkit.pdf

Worcester County Report Card 2012

[http://worcesterhealth.info/files/Report%20card%202012%20single%20page%20format%20Final\(1\).pdf](http://worcesterhealth.info/files/Report%20card%202012%20single%20page%20format%20Final(1).pdf)

Healthy Communities Network (www.healthycommunitiesinstitute.com)

Healthy People 2020 www.cdc.gov/nchs/healthy_people/hp2010.htm

Maryland Medicaid eHealth Statistics <http://chpdm-ehealth.org/index.htm>

Attachments:

Attachment A: [Worcester County 2012 Community Health Assessment](#)

Attachment B: [Worcester County Measures relative to the State Health Improvement Plan](#)

Attachment C: [Master List: Who was involved in Assessment?](#)

Attachment D: [Atlantic General Hospital Community Health Needs Assessment Survey](#)